

# Columns

Listed below are the available columns in Newmark Lab. In order to view drafting images designated by the links below, [Autodesk® DWG TrueView](#) must be downloaded from the Autodesk site. (NOTE: Newer drafting images are posted as PDF files and can be viewed without additional software.)

IMAGE	NAME/LINK	QUANTITY	LOCATION	AVAILABILITY
	<a href="#"><u>Column-1</u></a>	12	Test Floor	Available (4)
	<a href="#"><u>Column-2</u></a>	1	Test Floor	N/A
	<a href="#"><u>Column-3</u></a>	2	Rantoul	Available
	<a href="#"><u>Column-4</u></a>	2	Rantoul	Available
	<a href="#"><u>Column 5a</u></a> <a href="#"><u>5b</u></a>	2	Rantoul	Available






IMAGE	NAME/LINK	QUANTITY	LOCATION	AVAILABILITY
	<a href="#"><u>Column-8</u></a>	1	Rantoul	Available
	<a href="#"><u>Column-9</u></a>	1	Test Floor	Not Available
	<a href="#"><u>Column-10</u></a> <a href="#"><u>11</u></a>	2	Test Floor	Available
	<a href="#"><u>Column-12</u></a> <a href="#"><u>13</u></a>	2	Rantoul	Available
	<a href="#"><u>Column-14</u></a>	1	Test Floor	Available
	<a href="#"><u>Column-15</u></a>	4	Test Floor	Available

IMAGE	NAME/LINK	QUANTITY	LOCATION	AVAILIBILITY
	<a href="#"><u>Column-16</u></a>	2	Test Floor	Available